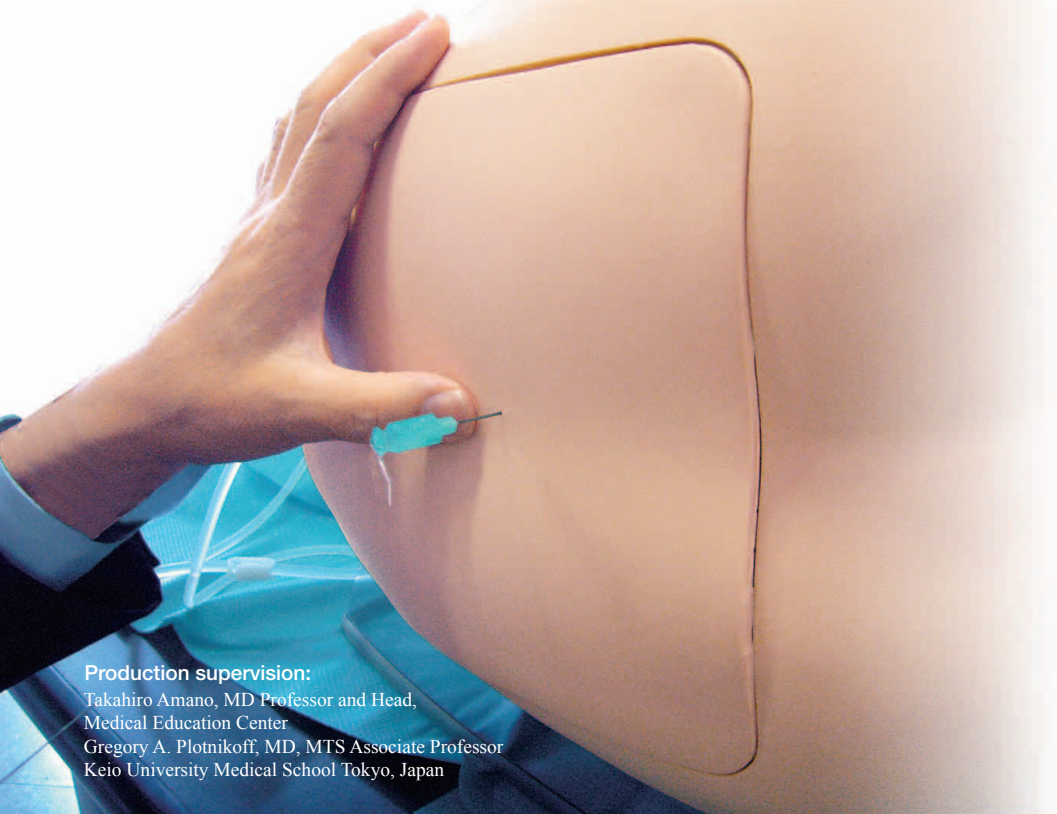



Lumbar Puncture Simulator II

Product No. **M43B**




Production supervision:
 Takahiro Amano, MD Professor and Head,
 Medical Education Center
 Gregory A. Plotnikoff, MD, MTS Associate Professor
 Keio University Medical School Tokyo, Japan



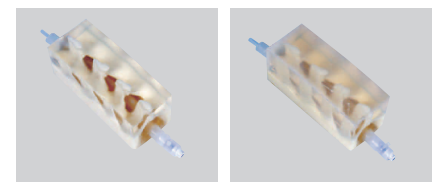
Closely simulates the lumbar anatomy including the anatomical landmarks. Provides life-like sensation of both skin and tissue resistance to the spinal needle. Allows students to both measure CSF fluid pressure, collect CSF fluid and epidural anesthesia procedures under clinically realistic conditions.

This Lumbar Puncture Simulator has been designed by medical education experts to enhance formal LP procedural skills training and assessment. It allows students and medical professionals to practice frequently and achieve high levels of procedural competence without placing any patients at risk of harm.

Newly added Epidural block offers training in epidural puncture procedures with excellent needle-tip feeling. Loss-of-pressure technique with water or air can also be simulated.




Epidural small pouch with



Normal CSF

Obesity CSF



Senior CSF

Senior obesity CSF

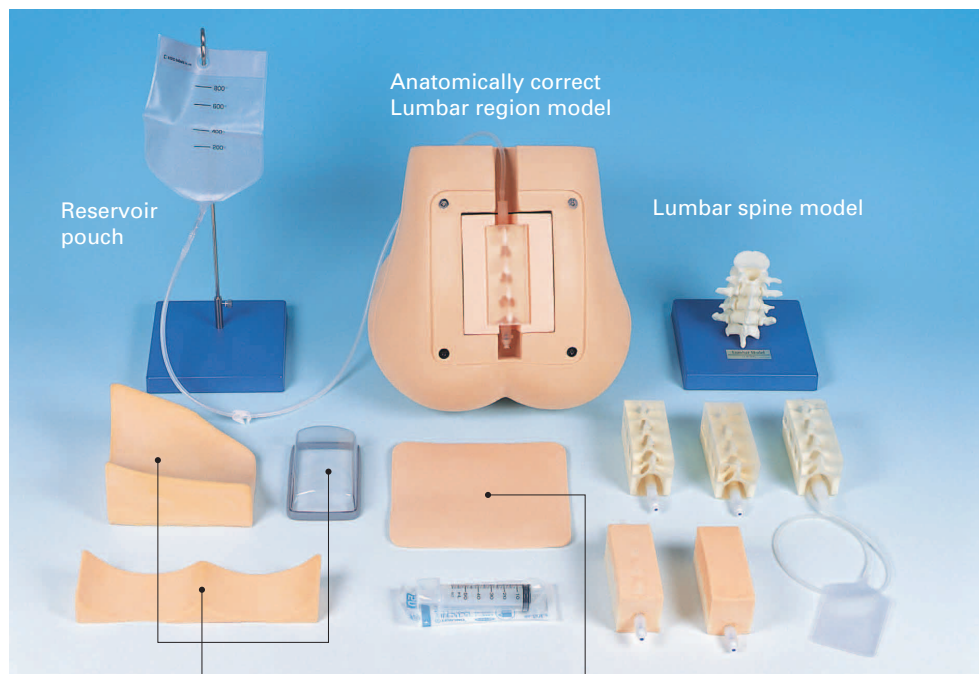


For More Information Please Contact: **Becky Larson**
 Email: Blarson@3-Dmed.com | Direct: 612.201.6653 | www.3-Dmed.com



15 Kitanechoya-cho, Fushimi-ku, Kyoto, 612-8388, JAPAN

Lumbar Puncture Simulator



Anatomically correct
Lumbar region model

Reservoir
pouch

Lumbar spine model

Lumbar region support bases for
either individual or group practice

Lumbar region skin cover that reproduces
the feel of a real lumbar puncture.



Palpable landmarks



Lumbar spine model for facilitating
anatomical understanding.

A separate anatomical model of the lumbar spine to facilitate anatomical understanding,
A transparent puncture block for direct observation of both the anatomy and the spinal needle path,
Three lumbar region support stands for either individual or team practice,
A thorough guidebook to the relevant anatomy, physiology, indications and performance of the lumbar puncture.
Included also is a guide to CSF fluid analysis and LP risk management.

Lumbar Puncture Simulator II

M43B

Set includes:

- 1 lumbar region model
- 6 lumbar puncture blocks
 - 2 normal CSF, 1 obesity CSF, 1 senior CSF, 1 senior obesity CSF, 1 epidural
- 1 lumbar region skin cover
- 3 lumbar region support bases:
 - sitting position, lateral position, team teaching
- 1 lumbar region skin cover
- 3 lumbar region support bases
- 1 lumbar spine model
- 1 reservoir pouch, tube, support base and syringe
- 1 guidebook

Specifications are subject to change.

Consumables and optional parts:

- 11348-090 LP block (normal CSF), 1 pc
- 11348-110 LP block (obesity CSF), 1 pc
- 11348-120 LP block (senior CSF), 1 pc
- 11348-130 LP block (senior obesity CSF), 1 pc
- 11348-140 epidural block, 1 pc
- 11348-150 lumbar region skin cover, 1 pc


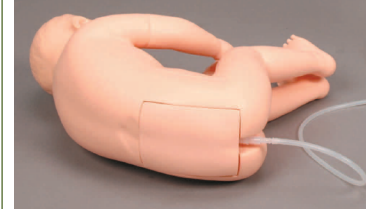
Optional parts and items

- 11348-200
- M43C-2 Pediatric Lumbar Puncture Training Kit
 - Pediatric LP block 1 pc, skin cover 1 pc, Training base 1 pc
- 11348-210 pediatric LP block, 1 pc
- 11348-220 pediatric Skin cover, 1 pc

M43C

Set including manikin will be commercially

available in 2009



3-Dmed®

For More Information Please Contact: **Becky Larson**

Email: Blarson@3-Dmed.com | Direct: 612.201.6653 | www.3-Dmed.com

 **KYOTO KAGAKU**

15 Kitanekoya-cho, Fushimi-ku, Kyoto, 612-8388, JAPAN