

3-D Med®

LEARNING THROUGH SIMULATION



T12-HD MITS
User Manual

T12-HD Minimally Invasive Training System

Thank you for purchasing the T12-HD MITS from 3-D Med®. Each has been fully tested prior to shipment and is easy to setup and use.

FEATURES:



Size & Weight (Shipping Dimensions)

Length: 24" (61cm) Width: 18" (46cm)
Height: 16" (41cm) Weight: 30 lbs. (14 kg)


Setup Instructions



1. Set up the abdomen, pedestal and monitor. Snap the SimScope into a port.



2. Attach the two connectors from the SimScope to the pedestal as shown.



3. Connect the remaining 12v power receptacle on the pedestal to the side of the Belly to power the interior LED lighting.



4. Use HDMI cable to connect HDMI port on Pedestal base to "HDMI" Input on the monitor.



5. Connect the power cord to the pedestal and plug it, and the monitor's cord, into a wall outlet.



6. Turn on your monitor and set the "Input" to "HDMI". You should now see the image from the SimScope on the screen.

Warranty

In order to provide warranty or future service, please contact us via e-mail at: support@3-Dmed.com prior to taking any action. This will help expedite the process. Problems can be resolved by e-mail or phone.

3-Dmed®, a division of 3-D Technical Services Co., warrants this Product against defects, material, or workmanship subject to the following conditions:

1. **MONITOR and CAMERA:** These items are covered by their manufacturer's warranty for a period of one year. 3-Dmed® will act as liaison in the case of your claim, but final determination of coverage is the manufacturer's decision.
2. **LABOR:** For a period of 90 days from the date of purchase, if 3-Dmed® determines the Product (part) to be defective, we will repair or replace the Product (part) at no charge. After the warranty period, we will provide an estimate for labor charges upon request.
3. **PARTS:** 3-Dmed® will replace defective parts with new or rebuilt replacements for a period of 90 days. After the warranty period, parts are available through 3-Dmed® and pricing will be provided upon request.

TO OBTAIN WARRANTY SERVICE: YOU MUST OBTAIN A RETURN AUTHORIZATION NUMBER via phone or e-mail **BEFORE** sending the unit back. The Product must be sent in its original packaging, or packaging affording an equal degree of protection, to 3-Dmed® with insurance for its full value. Uninsured parcels are sent at **YOUR RISK** for loss or damage.

This warranty does not cover user cosmetic damage or damage due to acts of God, accident, misuse, abuse, negligence, or modification to any part of the Product. This warranty does not cover damage due to improper operation or maintenance, connection to improper voltage supply, or attempted repair by anyone other than a trained technician at 3-Dmed®. This warranty is invalid if the factory applied serial number has been altered or removed from the Product.

Laparoscopic Task Inserts




Playground



Soft Tissue Suture Pad




Tray of Organs




Skill Building Task 1
Loops and Wire



Skill Building Task 2
Pea on a Peg



Skill Building Task 3
Wire Chaser



Skill Building Task 4
Post and Sleeve




Practice Board
for FLS® Skills



Vaginal Cuff and Holder



Bowel Sections




Penrose Drain and
Holiotomy™ Holder


More Products from 3-D Med®



ENA Suture Kit



3-Layer Skin Pads



Skin Pad Holder



Mock Medical Instruments



ECMO Simulation Kit



Adjustable Height MITS
Work Station

Contact Us

Headquarters

255 Industrial Drive
Franklin, OH 45005, USA
+1 + (937) 746-2901

Sales

Jeff Worsinger
+1 + (612) 201-6653
sales@3-Dmed.com

3-Dmed.com

