

3-D Med[®]

LEARNING THROUGH SIMULATION




Lap Tab Trainer[™]

User Manual


Setup Instructions




1. Lay the LapTab™ Trainer face down with the wings face up.




2. Stand the trainer up, facing the back window.




3. With your thumb and fingers, grab the back window and the bottom edge of the base.




4. While holding the window and the base, bring these parts towards you.




5. The base will unfold.



6. Make sure that the back window rests securely against the lip on the base.



7. The camera on your device will line up with the hole in the center above the ledge.



8. The ledge is where you place your device. Slide it left or right on the ledge until your camera is centered over the hole. NOTE: Your device may not be centered on the trainer.

*Most devices provide the option to record your activities for later review.

Warranty

In order to provide warranty or future service, please contact us via e-mail at: support@3-Dmed.com prior to taking any action. This will help expedite the process. Problems can be resolved by e-mail or phone.

3-DMED®, a division of 3-D Technical Services Co., warrants this Product against defects, material, or workmanship subject to the following conditions:

1. **MONITOR and CAMERA:** These items are covered by their manufacturer's warranty for a period of one year. **3-DMED®** will act as liaison in the case of your claim, but final determination of coverage is the manufacturer's decision.
2. **LABOR:** For a period of 90 days from the date of purchase, if **3-DMED®** determines the Product (part) to be defective, we will repair or replace the Product (part) at no charge. After the warranty period, we will provide an estimate for labor charges upon request.
3. **PARTS:** **3-DMED®** will replace defective parts with new or rebuilt replacements for a period of 90 days. After the warranty period, parts are available through **3-DMED®** and pricing will be provided upon request.

TO OBTAIN WARRANTY SERVICE: YOU MUST OBTAIN A RETURN AUTHORIZATION NUMBER via phone or e-mail **BEFORE** sending the unit back. The Product must be sent in its original packaging, or packaging affording an equal degree of protection, to **3-DMED®** with insurance for its full value. Uninsured parcels are sent at **YOUR RISK** for loss or damage.

This warranty does not cover user cosmetic damage or damage due to acts of God, accident, misuse, abuse, negligence, or modification to any part of the Product. This warranty does not cover damage due to improper operation or maintenance, connection to improper voltage supply, or attempted repair by anyone other than a trained technician at **3-DMED®**. This warranty is invalid if the factory applied serial number has been altered or removed from the Product.

Laparoscopic Task Inserts




Playground



Soft Tissue Suture Pad




Tray of Organs




Skill Building Task 1
Loops and Wire



Skill Building Task 2
Pea on a Peg



Skill Building Task 3
Wire Chaser



Skill Building Task 4
Post and Sleeve




Practice Board
for FLS Skills



Vaginal Cuff and Holder



Bowel Sections




Penrose Drain and
Holiotomy™ Holder


More Products from 3-D Med®



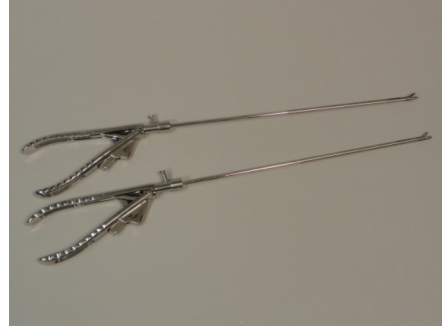
ENA Suture Kit



3-Layer Skin Pads



Skin Pad Holder



Mock Medical Instruments



ECMO Simulation Kit



Adjustable Height MITS
Work Station



Lifelike Biotissue



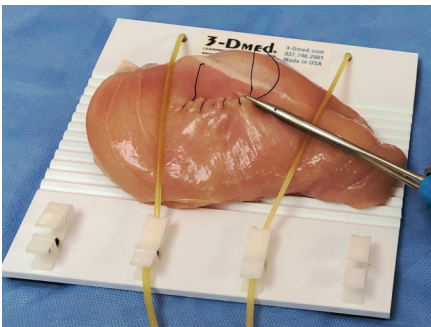
Task Trainers



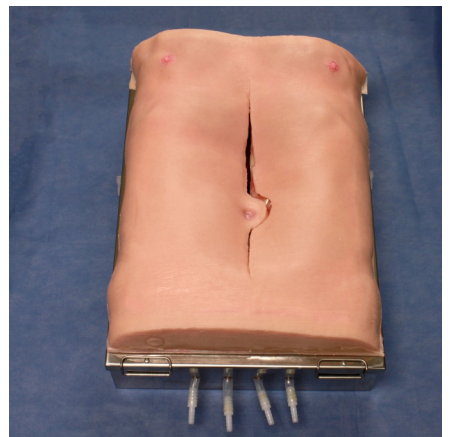
Organ Crossword Game



Ultrasound Phantoms



Tissue Mounting Board



AAA Abdomen Simulator

Contact Us

Headquarters

255 Industrial Drive
Franklin, OH 45005, USA

+1 + (937) 746-2901

Sales

Jeff Worsinger
+1 + (612) 201-6653
sales@3-Dmed.com

3-Dmed.com

