

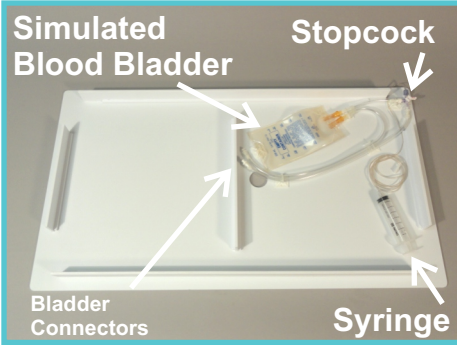
3-D Med[®]

LEARNING THROUGH SIMULATION




ECMO Simulation Kit User Manual

Setup Instructions



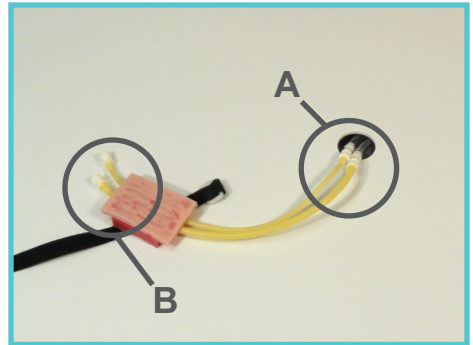
1. Identify parts of ECMO - Simulation Kit



2. Turn stopcock to position shown. Flip platform over.



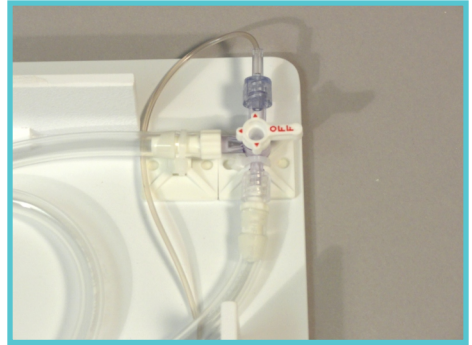
3. Pull bladder connectors through hole so they sit on top of the platform.



4. Connect the open ECMO pad connectors to the bladder connectors(A). Remove caps from the opposite ECMO pad ends(B).



5. Use the syringe to fill the bladder with simulated blood by connecting to an ECMO pad connector. Once full, replace connector caps.

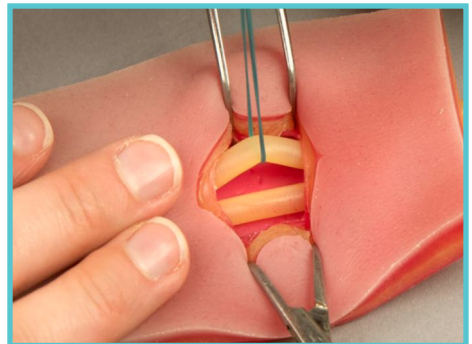


6. Turn stopcock 90 degrees counterclockwise and return syringe to microtube on underside of platform. Syringe will allow for pulse and pressure.



*Baby Manikin Not Included

7. Velcro® ECMO skin pad around the neck of manikin.



8. Vessels exposed in ECMO skin pad. **We recommend using a French 10 cannula to cannulate the artery and a French 14 cannula for the vein.**

Warranty

In order to provide warranty or future service, please contact us via e-mail at: support@3-Dmed.com prior to taking any action. This will help expedite the process. Problems can be resolved by e-mail or phone.

3-DMED®, a division of 3-D Technical Services Co., warrants this Product against defects, material, or workmanship subject to the following conditions:

1. **MONITOR and CAMERA:** These items are covered by their manufacturer's warranty for a period of one year. **3-DMED®** will act as liaison in the case of your claim, but final determination of coverage is the manufacturer's decision.
2. **LABOR:** For a period of 90 days from the date of purchase, if **3-DMED®** determines the Product (part) to be defective, we will repair or replace the Product (part) at no charge. After the warranty period, we will provide an estimate for labor charges upon request.
3. **PARTS:** **3-DMED®** will replace defective parts with new or rebuilt replacements for a period of 90 days. After the warranty period, parts are available through **3-DMED®** and pricing will be provided upon request.

TO OBTAIN WARRANTY SERVICE: YOU MUST OBTAIN A RETURN AUTHORIZATION NUMBER via phone or e-mail **BEFORE** sending the unit back. The Product must be sent in its original packaging, or packaging affording an equal degree of protection, to **3-DMED®** with insurance for its full value. Uninsured parcels are sent at **YOUR RISK** for loss or damage.

This warranty does not cover user cosmetic damage or damage due to acts of God, accident, misuse, abuse, negligence, or modification to any part of the Product. This warranty does not cover damage due to improper operation or maintenance, connection to improper voltage supply, or attempted repair by anyone other than a trained technician at **3-DMED®**. This warranty is invalid if the factory applied serial number has been altered or removed from the Product.

Laparoscopic Task Inserts




Playground



Soft Tissue Suture Pad




Tray of Organs




Skill Building Task 1
Loops and Wire




Skill Building Task 2
Pea on a Peg



Skill Building Task 3
Wire Chaser



Skill Building Task 4
Post and Sleeve




PracticeBoard
for FLS Skills



Vaginal Cuff and Holder




Bowel Sections



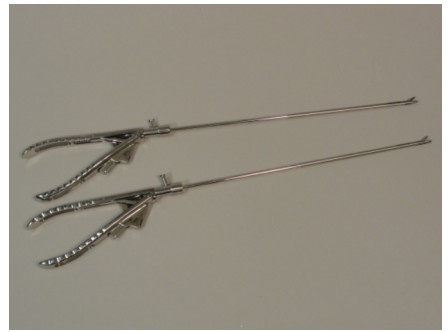
Penrose Drain and
Holiotomy™ Holder



Minimally Invasive Training Systems




3-Layer Skin Pads



Mock Medical Instruments



ENA Suture Kit



Skin Pad Holder



Adjustable Height MITS
Work Station



Lifelike Biotissue



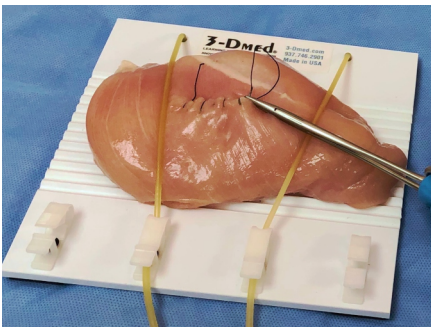
Task Trainers



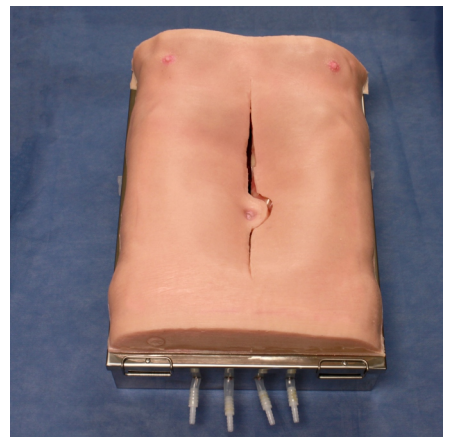
Organ Crossword Game



Ultrasound Phantoms



Tissue Mounting Board



AAA Abdomen Simulator

Contact Us

Headquarters

255 Industrial Drive
Franklin, OH 45005, USA
+1 + (937) 746-2901

Sales

Jeff Worsinger
+1 + (612) 201-6653
sales@3-Dmed.com

3-Dmed.com

